


■ MASTERGROUT CPG-1

EXPANDING AND PLASTICISING ADMIXTURE AND GROUTING AID



DESCRIPTION

MASTERGROUT CPG 1 imparts non-shrink and plasticizing properties to cement when used for grouting purpose. It is an additive to cement.

FEATURES / ADVANTAGE

- It facilitates good flowable cements grout.
- It imparts non-shrink property.
- Higher strengths are achieved at early stage.
- Helps to reduce permeability.
- Increases durability.
- It is corrosion free because it is free from chloride and iron.
- It reduces segregation.

TYPICAL APPLICATION


- For cementitious grouting, for filling cracks, honey combs etc.
- Duct grouting, non-shrinks filling.
- For joining structural elements by injection and pressure grouting.
- Gravity grouting.

TYPICAL CHARACTERISTICS

- Nature : Single component powder.
- Colour : Brownish
- Expansion : Controlled positive expansion 1% to 4%
- Setting time : It will not affect the normal set of cement Grouts
- Compressive strength : It gives higher strengths as it allows water reduction.
- Chloride content : Nil

■ MASTERGROUT CPG-1

EXPANDING AND PLASTICISING ADMIXTURE AND GROUTING AID



SPECIFICATION COMPLIES

MASTERGROUT CPG-1 Complies with BS 8110 – 1985 as stressing grout admixture.

DIRECTION FOR USE

DOSAGE

Pressure grouting with cement only (Neat Cement) : 250 gm. (1pack) per 50kg. of Cement.

Gravity Grouting Cement grout (Neat Cement sand 1:1) : 250 gm. (1pack) per 50kg. of Cement.

For concrete : 250 gm (1pack) per 100kg. of Cement.

MIXING

It is advisable to pre-mix the required quantity of 250 gm. Of MASTERGROUT CPG 1 with the dry cement or concrete mixes in a mechanical mixer. Add water in such a manner to ensure the water cement ratio as low as possible to get desired quality grouts. Remove any cement lumps present in the mix.

APPLICATION


- All loose particles, laitance, grease and oil should be removed from the substrate.
- Care should be taken to ensure cleanliness of the substrates and they should be moistened enough.
- The mixed grout or concrete with MASTERGROUT CPG 1 should be used within about 20-30 minutes.
- Grouts should be used as early as possible maintaining a continuous flow otherwise it may lead to placing and pumping problems.

YIELD ESTIMATION

- With 50 kg. cement- 1 pack of MASTERGROUT CPG 1 will yield 36 liters of neat cement grout at a w/c ratio of 0.40 to 0.44
- With C : S-1 : 1-1 pack of MASTERGROUT CPG 1 will yield 56-58 liters of grouts at a w/c ratio of 0.44.

▣ MASTERGROUT CPG-1

EXPANDING AND PLASTICISING ADMIXTURE AND GROUTING AID



PACKING

MASTERGROUT CPG -1 is supplied in 250 gms packet.

SHELF LIFE

1 Year if stored in dry and cool place.

PRECAUTIONS

- MASTERGROUT CPG – 1 is nontoxic but splashes on to skin or eyes should be avoided.
- It is better to handle with gloves.
- It is not compatible with high alumina cement.
- When falls on skin or eyes, it has to be washed immediately with plenty of water and medical advice should be taken.

ADDITIONAL INFORMATION.

MASTER PLUG is an instant setting cementitious compound used for fixing plastic pipes during grouting process. Available in 5 kg and 30 kg packs.