


TECHFLOOR SL-2

Self leveling polysulphide Epoxy floor coating



DESCRIPTION

TECH FLOOR SL-2 is a special blend of selected epoxy resins, curing agents and graded inert aggregates which when mixed, provides a 2 mm epoxy resin floor topping with unique laying properties. It provides a hard-wearing attractive floor which is chemical resistant, impervious and extremely clean.

FEATURES/ADVANTAGES

- It provides dust free, seamless floor which is extremely easy to clean.
- Good abrasion resistance withstands foot and light vehicular traffic.
- Excellent in chemical resistance.
- Available in a wide range of colours to provide a very attractive floor finish.

TYPICAL APPLICATIONS

- Mainly used on floor where high degree of cleanliness and hygiene are required.
- Can be used for hospital clean rooms, electronic assembly areas, food and chemical plant, Slaughter houses and distilleries.

TYPICAL CHARACTERISTICS


Nature	: Three Component (Part I, Part II & Graded Filler)
Colour	: Light grey, dark grey, light green, light blue. Etc. Colours Can be provided as per the specifications if so required.
Mixing ratio	: Part I (base : part 2(hardner) : part 3 (filler) : 3 : 1 : 7
Pot life at 30°C	: 1 hour
Initial cure at 30°C	: 18 hours (light foot traffic)
Total Curing time at 30°C.	: 6 days

ENGINEERING DATA

SPECIFICATION COMPLIES	: BRITISH STANDARD SPECIFICATION, BS - 6319
Compressive STRENGTH, KG/CM2	: 500
FLEXURAL STRENGTH, KG/CM2	: 350
Tensile STRENGTH, KG/CM2	: 180
Impact Resistance, KG/CM2	: 5 TO 6
Abrasion Resistance, mm	: 2

TECHFLOOR SL-2

Self leveling polysulphide Epoxy floor coating



DIRECTION FOR USE

SURFACE, PREPARATION

New concrete or cementitious substrates should have been placed for at least 28 days and have moisture content of less than 5% before topping with Techfloor SL-2. All substrates should be sound and free from contamination such as mortar and paint splashes, curing compound residue oil & grease. Excessive laitance should be removed by light mechanical scrubbing grinding or grit blasting. Light laitance may be removed by acid etching with Masterklean CL1 followed by thorough washing with clean water and then allowing the surface to dry.

MIXING

Techfloor SL- 2 is supplied in pre-weighed packs ready to use on site. Do not add solvent or thinner, though mixing is essential. Mix Part II & Part I in their individual containers homogeneously. Mix Part I with Part II under or with a mechanical stirrer till a homogenous, even mix is obtained. Add filler part under stirring to get homogenous mix.

LAYING

The material is poured on to the substrate and spread to the required thickness with a steel trowel, immediately after spreading the floor should be timely rolled.

CLEANING

Tools and equipment should be cleaned with solvents like xylene, acetone etc. immediately.

COVERAGE

Typically at 2 mm thickness - 0.25 to 0.3 Sq. Meter per one kg pack.

STORAGE AND SHELF LIFE


In unopened packs have a shelf life of 12 months when stored in ware house conditions below 35°C. And 50% R.H.

PACKING

7 kg. and 14 Kgs.

▣ **TECHFLOOR SL-2**

Self leveling polysulphide Epoxy floor coating



PRECAUTIONS

If mixed resin comes in contact with skin, it must be removed before it hardens with a resin removing cream followed by washing with soap and water, do not use solvent. If an accidental eye contamination occurs with any of the above products, wash well with plenty of clean water and seek medical advice.